



Jefferson Elementary Music Room




Mark Hansen, Principal
Paul Weller, Music Specialist

11331 Jefferson N.E. Blaine, MN 55434
Phone: 763-506-2968 Email: Paul.Weller@anoka.k12.mn.us

September 15, 2014

Dear Parents/Guardians,

This is a Rhythm Composition Assignment. Periodically throughout the year, assignments like this one will give your child a formalized chance to perform for you so you can hear what they are learning in music class. It should take just a few minutes to complete at home as the bulk of the work was done in class. Students needed to use the previously learned elements of rhythm below to write their own song and then perform it for Mr. Weller or another student.

Elements Used in Composition		
symbol	Name	Sound
	Quarter note	Du
	Two 8 th notes	Du-Day
	Quarter rest	Silence

<p>Parents/Guardians Should...</p> <ul style="list-style-type: none"> • Have your child clap the rhythm with the rhythm language (sound) • Have your child name the notes • Sign the bottom • Have your child bring it back to the music room
--

Grading Rubric	4	All elements below are done independently & correctly (with automaticity & fluency): <ul style="list-style-type: none"> • 16 beats - notated neatly and performed accurately. • Identified Rhythm Names correctly • Performed while maintaining a steady beat. • Used a form with repeats
	3	All elements were achieved independently & fluently with 1 mistake or restart
	2	Some of the elements were achieved with prompting
	1	None of the elements were achieved at this time

Not getting emails from Mr. Weller? Write your email below:

Mark all that apply (x)

- My child was able to **clap** the correct rhythm
- My child was able to **say** the correct rhythm with “du and du-day” language
- My child was able to **name** the notes (See table above)

For full credit
return within
one week

Student’s name and Homeroom

Parent/Guardian signature

Forms:

aaab abab
aaba abac

Name: _____ Class: _____

Rhythms to use: ♪ ♫ ♬

Form:	<u>1</u>	<u>2</u>	<u>3</u>	<u>4</u>
a
b
a
c	

Form:	<u>1</u>	<u>2</u>	<u>3</u>	<u>4</u>

Form:	<u>1</u>	<u>2</u>	<u>3</u>	<u>4</u>

Imagine the boxes, write form and numbers on your own